



A workwear staple, this jacket has triple-needle stitching at the shoulders and armholes so it will last job after job.

- 12-ounce, 100% cotton duck cloth
- 6-ounce polyfill nylon lining for added warmth
- Corduroy collar
- Bi-swing back
- Zippered chest pocket
- Adjustable 2-snap sleeves
- Front slash pockets
- Adjustable button waist tabs
- Port Pockets™ for easy embroidery access

CARE INSTRUCTIONS

Machine wash cold. Do not bleach. Tumble dry low. Remove promptly. Cool iron if necessary. Do not dry clean if printed.

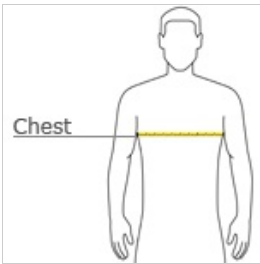


front



back

HOW TO MEASURE






CHEST WIDTH

Measure under the arm and around the fullest part of the chest with arms down, keeping tape horizontal.

SIZE CHART

	XS	S	M	L	XL	2XL	3XL	4XL	5XL	6XL
Chest	32-34	35-37	38-40	41-43	44-46	47-49	50-53	54-57	58-60	61-63

COLOR INFORMATION

		
Black PMS NTR BLACK	Duck Brown PMS 7568 C	Navy/Black PMS 433C